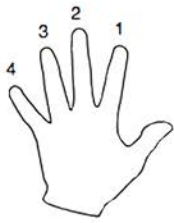
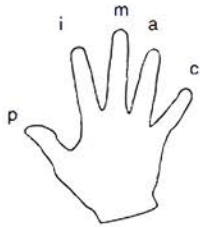


NOTATION LEGEND



LEFT-HAND FINGERING



RIGHT-HAND FINGERING



DOWN STROKE WITH PICK
(OR THUMB WHILE THUMPING)



UP STROKE WITH PICK
(OR THUMB WHILE THUMPING)



COME BACK AND REPEAT FROM THIS POINT



GO BACK AND REPEAT FROM OTHER SIGN



REPEAT WITH THIS ENDING FIRST TIME



SKIP FIRST ENDING AFTER REPEAT AND
CONTINUE WITH SECOND ENDING



WIDE AND SLOW VIBRATO



QUICK VIBRATO



ACCENT THE GIVEN NOTE



2ND FRET, ROMAN NUMERAL

BAR LESS THAN 6 STRINGS



5TH FRET, ROMAN NUMERAL

BAR ALL 6 STRINGS



WHAMMY BAR DIVE

6

NUMBER OF SEMITONES TO DIP

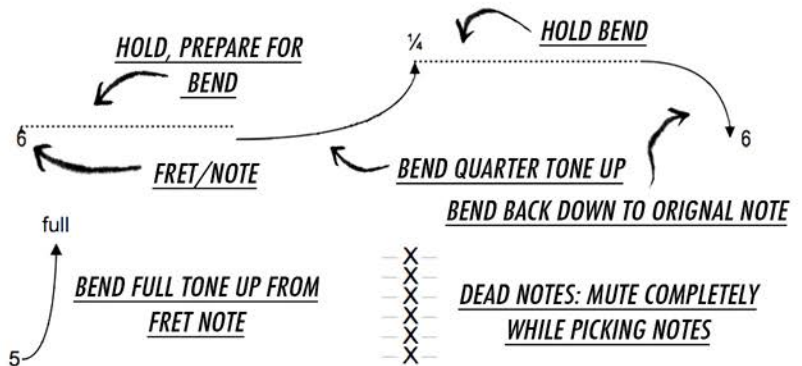


DELAYED WHAMMY DIP, 1 SEMITONE



REGULAR WHAMMY DIP, 1 SEMITONE

Oct - On OCTAVE ON. THIS IS AN EFFECT BLENDED WITH THE
ORIGINAL GUITAR SIGNAL USUALLY AN OCTAVE BELOW



P.M. --- | MUTE WITH PALM OF R.H. P.H. PINCH HARMONIC WITH R.H. THUMB

T TAP NOTE WITH R.H. FINGER

5-8 OR 5-6 HAMMER-ON L.H. FINGER FROM WRITTEN FRETS

19 18 OR 19 18 PULL-OFF L.H. FINGER FROM WRITTEN FRETS

18 15 14 12 14 15 HAMMER/PULL-OFF COMBINATION

3- L.H. HAMMER TAP

10-12 GLISSANDO/LEGATO SLIDE FROM ONE NOTE TO THE NEXT

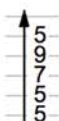
2-1 OR 14-12 GUIDE FINGER: SLIDE FINGER WITHOUT
PLAYING IN BETWEEN NOTES

24- SLIDE OUT DOWNWARDS / 18 SLIDE IN FROM BELOW

4 0 GRACE NOTE: TREATED AS 1 NOTE. VERY FAST PULL-OFF OR HAMMER-ON

<5> NATURAL HARMONIC: LIGHTLY TOUCH THE STRING OVER
THE FRET BEFORE PICKING

24 (24) TIE: BRACKETED NOTE ISN'T PLAYED BUT
HELD FOR EXTRA TIME DURATION



STRUM CHORD IN DIRECTION OF ARROW

F.N. SLIDE ACROSS THE NECK FROM NOWHERE

P.D. PITCH DROP, USUALLY BY AN OCTAVE